

No.M-13048/35/PY/2006-SP-S (Part)
Planning Commission
(State Plans Division)

Yojana Bhavan, Sansad Marg,
New Delhi-110001, Dated: 21.7. 2008

To,

The Chief Secretary,
Government of Puducherry,
Puducherry.

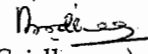
Subject: Annual Plan 2008-09 of Puducherry - Approved Outlay.

Sir,

I am directed to refer to the Government of Puducherry letter No.40/2/2008-PRD/JDPF/S3 dated 7.4.2008, on the above subject and to convey the acceptance of Planning Commission to the outlay of Rs. 1750 crores subject to availability of resources.

2. A Statement showing the distribution of Approved Plan outlay under different heads and sub-heads of development is enclosed.
3. Kindly acknowledge the receipt of this letter.

Yours faithfully,



(R. Sridharan)
Joint Secretary (SP)


Copy to:

1. Planning Secretary & Devt.Comm., Govt. of Puducherry. (5 copies)
2. Finance Secretary, Govt. of Puducherry. (5 copies)

Copy also to:

1. Joint Secretary (PF-I), Deptt. of Expenditure, Ministry of Finance, North Block, New Delhi (5 copies).
2. Coordinating Officers of the Central Ministries (except the Ministry of Defence).
3. Subject Divisions in the Planning Commission, New Delhi (2 copies each).
4. Finance Resources Division, Planning Commission, New Delhi.
5. SP Coordination Unit, Planning Commission, New Delhi


(R. Sridharan)
Joint Secretary (SP)



**ANNUAL PLAN 2008-09 : APPROVED OUTLAY- UNION TERRITORY OF
PUDUCHERRY**

(Rs. in Lakh)

Major head of Development	Approved Outlay 2008-09	Of Which earmarked for					SCSP
		EAP	Tsunami Infrast.	JNN URM	Loan	Others	
2	3	4	5	6	7	8	9
Agriculture & Allied Activities							
1. Crop Husbandry	7.21					0.02(a)	0.68
2. Horticulture	5.38						0.59
3. Soil and Water Conservation (including control of shifting cultivation)							
4. Animal Husbandry	13.95						3.26
5. Dairy Development	6.08						
6. Fisheries	13.38						
7. Plantations							
8. Food, Storage & Warehousing							
9. Agricultural Research & Education	10.24						1.22
10. Agricultural Financial Institutions							
11. Cooperation	11.55				26		
12. Other Agricultural Programmes :							
(a) Agriculture marketing	1.20						
(b) Others							
Total - (I)	68.99						5.75
Rural Development							
1. Special Programme for Rural Development :							
(a) Drought Prone Area Programme (DPAP)							
(b) Desert Development Programme (DDP)							
(c) Integrated Wasteland Development Projects Scheme							
(d) DRDA Administration	0.20						
(e) Others (To be specified)							
Sub-total (Special Programme for Rural Development)	0.20						
2. Rural Employment							
(a) Sampoorna Gram Rozgar Yojana (SGRY)	0.50						
(b) Sampoorna Gram Rozgar Yojana (SGRY)							
(c) National Food for work Programme / National Employment Guarantee Programme	2.00						
(b) Others	0.10						
Sub-total (Rural Employment)	2.60						
3. Land Reforms	0.40						
4. Other Rural Development Programmes							

(a) Community Development & Panchayats	48.21					30.00
(b) Other Programmes of Rural Development	2.50					0.80
Sub-total (Rural Development)	51.11					
TOTAL - II	53.91					30.80
Special Areas Programmes						
Irrigation & Flood Control						
1. Major and Medium Irrigation	15.53	2.25				2.54
2. Minor Irrigation						
3. Command Area Development						
4. AIBP						
5. Flood Control (includes flood protection works)	10.33			25		1.13
TOTAL - IV	25.86					3.67
Energy						
1. Power	38.08			47		1.00
2. Non-conventional Sources of Energy	0.35					
3. Integrated Rural Energy Programme	0.60					
TOTAL - V	39.03					1.00
Industry & Minerals						
1. Village & Small Industries						
(i) Small Scale Industries	11.17					
(ii) Handloom/Powerloom	12.90			10		
(iii) Handicrafts						
(iv) Sericulture/Coir/Wool						
(v) Food Processing Industries						
Sub-total(VSI)	24.07			35		
2. Other Industries (Other than VSI)	731.83					130.33
3. Minerals						
TOTAL - (VI)	755.91					130.33
Transport						
1. Minor Ports	3.64					
2. Civil Aviation						
3. Roads and Bridges	29.65			107	7.59(b)	3.46
4. Roads Transport	2.00					
5. Inland Water Transport						
6. Other Transport Services						
TOTAL - (VII)	35.29					3.46
Science, Technology & Environment						
1. Scientific Research	0.45					
2. Information Technology & E-Governance	5.00			26	4.43(c)	
3. Ecology & Environment	0.55					
4. Forestry & Wildlife	1.42					

2. Stationery & Printing	1.89							
3. Public Works	24.46							
4. <u>Other Administrative Services :</u>								
(a) Training								
(b) Others	141.90		110.00 (f)				0.20	
TOTAL - (XI)	168.99							
GRAND TOTAL	1750.00	2.25	110.00	26.52	691.79	14.18	283.33	
a) Rashtriya Krishi Vikas Yojana								
b) Roads & Bridges-Central Road Fund								
c) National e-governance Application project (NEAGP)								
d) National Social Assistance Programme (NSAP)								
e) Nutrition Programme for Adolescent Girls (NPAG)								
f) Tsunami Reconstruction Programme assisted by World Bank								